

Guidelines for Teams - CYBATHLON Challenges

Table of Content

1. Purpose of this document	2
2. Pending information and documents.....	2
3. Dates and deadlines	3
4. Competition procedures	4
4.1. Competition mode.....	4
4.2. Competition schedule	4
4.3. CYBATHLON officials and hub personal	4
4.4. Pre-competition procedures.....	5
5. General setup.....	5
6. Competition Infrastructure.....	7
7. Broadcasting	7
8. Branding.....	7

Versioning

Version	History / Status
Previous Version: -	-
15 November 2022	Version 1.0

In case of questions or comments, please contact:	teams@cybathlon.com
---	--

1. Purpose of this document

The instructions in this document are **essential** for the success of the CYBATHLON Challenges. It is the basis for a **valid participation** of your team in the races, the **presentation of** your team in the live programme, the social media channels, and on the CYBATHLON platform. Please read the guidelines carefully and use the **checklists** for your preparations.

2. Pending information and documents

Table 1 Documents & guidelines

Documents /	Description	Date of delivery
CYBATHLON Races & Rules Challenges March 2023	Click here for the detailed Races & Rules	Sent out September 2022
Appendix I: Competition infrastructure	Instructions on how to build the obstacles and exact instruction and dimensions for the setup, please click here	Sent out September 2022
Competition schedule	Competition schedule with exact start times for registered teams	End of January 2023
Branding guidelines	Detailed instruction on where to place the branding that is provided by CYBATHLON to the hubs or that needs to be produced by the teams onsite.	February 2023
Broadcasting guidelines	Detailed instruction on how the teams need to film the races and how the process will be. Instructions on communication and on the communication tool for the live production.	February 2023
Scoring system guidelines	Instruction regarding the infrastructure, the installation and the operating of the scoring system.	February 2023
Event run sheet	Information about times and procedures at rehearsal and event day	Beginning of March 2023

3. Dates and deadlines

Table 2 Timetable

Type	Description	Dates and Deadlines
Registration deadline	Last day to register for the Challenges March 2023	15 January 2023
Opening for TecCheck, Med-Check	Information and link to online forms will be available via Team Dashboard	16 January 2023
TecCheck and MedCheck 1	Deadline for submission of written TecCheck documentation Deadline for submission of online pilot registration form including mandatory attachments	12 February 2023
Shipping of material	Shipping of material to team's hubs <ul style="list-style-type: none"> - Competition material depending on the discipline according to "Races and Rules Appendix 1: Competition infrastructure", - Branding material 	February 2023
TecCheck and MedCheck 2 (remote)	Deadline for completion of remote TecCheck and MedCheck For the MedCheck, we will schedule a meeting with our medical doctor and your pilot. For the TecCheck, we will schedule a meeting with our Head of Discipline and your team. The pilots need to be present at the TecCheck as well to demonstrate the proper use of the device.	17 March 2023
Test sessions for hubs	Test session at teams' hubs (technical infrastructure check, video signal connectivity, results system components test run)	6 – 17 March 2023
Technical meeting (remote)	Final instructions for competition days, mandatory for all teams (team manager and pilot).	27 March 2023 (time tbd)
Rehearsal including course check	Mandatory for all hubs (includes a remote check of the setup, i.e., if the CYBATHLON guidelines and rules are followed). Pilots' participation at the rehearsal is optional. Teams starting at the Zurich hub do not need to be present at the rehearsal day.	28 March 2023
Competition & live streaming	Disciplines 1 – 3 *	29 March 2023
Competition & live streaming	Disciplines 4 – 6 *	30 March 2023

* Depending on the number of registered teams in each discipline, we will decide at the end of January which disciplines will take place on which day

4. Competition procedures

The following sections provide general information regarding competition mode, competition schedule, CYBATHLON officials and pre-competition procedures.

4.1. Competition mode

In each discipline, six starting slots are available. Each team is given two trials (races) at the competition to solve the two tasks. The teams can watch each other compete in the live broadcast on the CYBATHLON website. After each team has finished their trials (races), the final ranking is determined. A winner's interview will be conducted.

Please note that we will run a competition even if only one team registered in a discipline. The team can demonstrate its technology, set a first benchmark for the new tasks, and the audience is introduced to the new tasks or even to a new discipline in case of VIS and ROB.

If this is the case, the team can decide after the registration deadline whether it wants to start or not.

4.2. Competition schedule

Each discipline will be held in an individual session, including final preparation, competition and after race interviews. Each session will take approximately 2 hours.

The competition schedule of each discipline will be defined depending on the number and geographic location of the registered teams – considering the time zones – to make it as convenient as possible for everyone involved.

4.3. CYBATHLON officials and hub personal

CYBATHLON officials are the competition staff who carry out tasks of the competition management at the local hub such as:

- Course check (see point 4.4)
- Refereeing (to judge if the tasks are solved as outlined in the Races & Rules)
- Time keeping (to measure the time needed by the pilot to attempt the tasks)

The recruiting of the CYBATHLON officials for a hub is organised by CYBATHLON together with the organising hubs and the participating teams.

Please note that you also need additional staff for hosting your hub (e.g., hub manager, filming staff, spotters etc.).

4.4. Pre-competition procedures

The following checks will be performed ahead of the competition to make sure that the competitions are fair and safe:

- **TecCheck:** to make sure that the assistive devices are safe to be used and that they comply with the eligibility criteria outlined in the Races & Rules
- **MedCheck:** to make sure that the participating pilots in good general health and that they comply with the eligibility criteria outlined in the Races & Rules
- **CourseCheck:** to ensure that the competition infrastructure is built and set-up according to the Races & Rules at a given hub

5. General setup

The tasks are set up in a predefined order. The racetrack can be set up in two possible layouts, depending on the space available at the competition venue.

Each task will take place on a space of 3m x 5m.

Including the space around the tasks needed for the start, finish, branding, and film zones, an area of approximately 10m x 20m **or** 14m x 15m is required, depending on the task set up:

Figure 1 Task set up in line

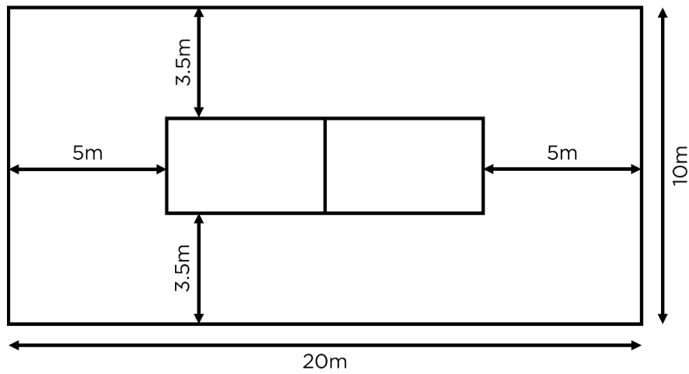


Figure 2 Task set up in parallel

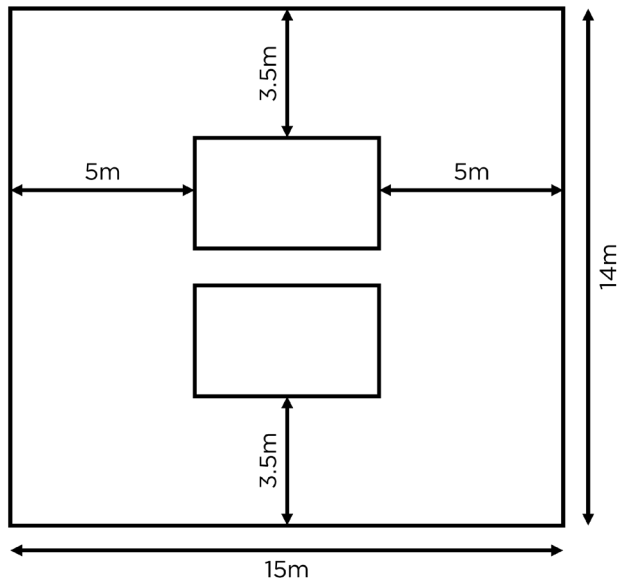
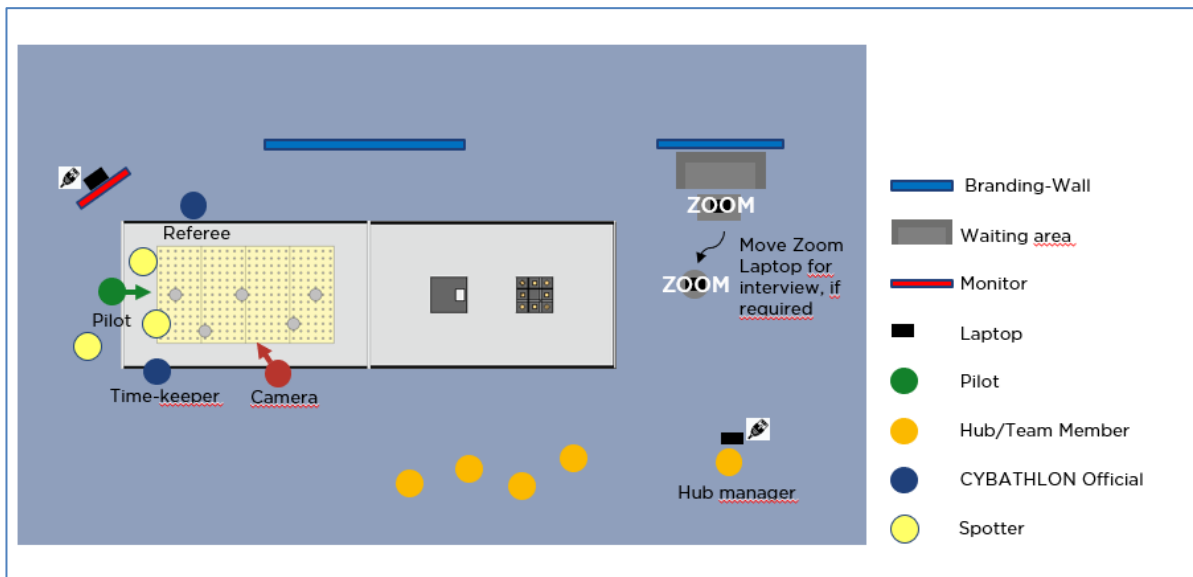


Figure 3 Example of a hub set up in line



6. Competition Infrastructure

Please refer to the [Races & Rules](#) as well as to its [“Appendix 1: Competition Infrastructure”](#) on how to set-up the tasks.

7. Broadcasting

The general tasks of a hub regarding broadcasting are to film the performance of the pilots and to transfer the video and audio signal live to the production room in the CYBATHLON headquarter by using one of the following two setups:

Smart phone setup – iPhone or Android phone with “TVU Anywhere” App (free of charge)

Camera setup – professional camera with wireless connection to a “TVU One Transmitter”.

In both set-ups a stabilizing system (e.g., a gimbal) is required.



Figure 4 Broadcasting set-ups – Left: smart phone set-up, right: camera set-up.

More details regarding the broadcasting infrastructure and procedures will be provided in separate broadcasting guidelines (follow later, see Table 1 Documents & guidelines).

8. Branding

CYBATHLON will provide Branding Guidelines that need to be followed (see Table 1 Documents & guidelines). The local venue and race infrastructure branding will include branding of CYBATHLON, of the CYBATHLON partners, and, if desired, of the partners of the participating teams (e.g., sponsors, team’s university, team’s company, etc.). 50% of the overall branding space is reserved for CYBATHLON branding. The other 50% are divided equally between partners of the CYBATHLON and partners/sponsors of the team (see Figure 5 Branding at team's hub).

All branding will be done in **blue & white or white & blue (white logo on blue background or vice versa)**. Colour codes are defined by CYBATHLON.

CYBATHLON will send certain branding material to the teams. Other branding material must be produced onsite by the teams.

Figure 5 Example of branding a team hub with one task

